

Some of our Clients:



Google

Coca-Cola

Deloitte.

Clarion
Hotel & Suites

Heathrow

EAT•N



intel

KPMG

LinkedIn

facebook

YAHOO!

pwc

SPECIALIST COMMERCIAL JOINERY

Woodfit are an internationally renowned joinery with over 40 years of experience delivering on projects across the globe.



WOODFIT JOINERY

Woodfit Ltd. are a specialist fabricator of custom-made interior furniture, joinery and wall panelling with a client base that spans the globe.

Founded in 1979, Woodfit have been providing turnkey wooden fit-out solutions for commercial, public and private projects for almost 40 years. Situated in Athlone, Ireland, we have an extensive portfolio of domestic and international projects across Europe, South America and the Middle East.

Woodfit's 60,000 Sq. Ft plant is equipped with cutting edge automated machine centres facilitating efficient production, outstanding quality and broad capabilities. Our 50-strong workforce includes expert technologists, engineers, craftsmen and finishers, ensuring we consistently meet the highest quality standards on projects of any scale!

EXPERTISE

- **Computer Aided Design and Drafting; 2D & 3D**
- **Project Coordination**
- **Design Advice and Assistance**
- **Value Engineering**
- **Supply and Fit**



FITTED FURNITURE

*Img2. Special Olympics Ireland HQ;
JJ Rhatigan Building Contractors*



DOORS, FRAMES, SCREENS



*Img3. Hewlett Packard Innovation Centre;
Taylor Architects/ MJ Conroy Construction*



WALL & CEILING PANELLING

*Img4. Office of Public Works;
JJ Rhatigan Building Contractors*

◀ *Img1. (page 2) LinkedIn EMEA HQ; RKD Architects/Walls Construction*



◀ **Img5.** (page 4) LinkedIn EMEA HQ; RKD Architects/Walls Construction

▲ **Img6.** Eaton House; Pickard Chilton & Michael Collins Associates Architects/
Sisk Building Contractors

FITTED FURNITURE

Woodfit's team of cabinet makers produce a variety of fitted furniture items to custom design and specifications.

With state of the art machining capabilities, Woodfit produce furniture for medium and large contracts across a variety of settings, specialising in office and public building fitouts.

Woodfit provide design, specification and value engineering support to help you meet your requirements in terms of aesthetics, quality and budget.

- **Reception Desks**
- **Boardroom Tables**
- **Office Furniture**
- **Bespoke Commissions**
- **Kitchenettes**
- **Tea Stations**
- **Fitted Shelving**

◀ (page 4 from left) **Img7.** Eaton House; Pickard Chilton & Michael Collins Associates Architects/ Sisk Building Contractors
Img8. & **Img9.** Clarion Hotel;...



◀ **Img10.** (page 6) Hewlett Packard Innovation Centre; Taylor Architects/ MJ Conroy Construction


▲ **Img11.** Irish Courts Service; Office of Public Works/ BAM Ireland

DOORS FRAMES AND SCREENS

Woodfit's state of the art solid and panel processing capabilities allow us to produce high quality custom doors to a broad range of specifications.

Woodfit produce fire and acoustic doors, frames, screens and all other sundries on a supply only or supply and fit basis.

- **Unrated Doors**
- **Acoustic Doors up to 40db**
- **Fire Doors; FD30/ FD60**
- **Flush Panel Doors**
- **Solid Timber Frames**
- **Glass/ Timber Screens**
- **Supply & Fit**



◀ (page 6 from left) **Img12., Img13. & Img14.** Hewlett Packard Innovation Centre; Taylor Architects/ MJ Conroy Construction




◀ **Img15.** (page 4); ▲ **Img 16.** Central Bank of Ireland; Henry J Lyons Architects/ Walls Construction

TIMBER PANELLING

Woodfit are a specialist provider of timber panelling with a range of standard and bespoke options to help you achieve your required effect and performance.

Woodfit can manage installation to ensure seamless integration with fitted furniture, doors and screens.


- **Wall Linings**
- **Suspended Ceilings**
- **Flush Doors**
- **Veneered Panelling**
- **Acoustic Systems**
- **Solid Timber Slats**



◀ (page 8 from left) **Img17.** Special Olympics Ireland Head Quarters
Img 18. & Img 19. Timber panelling - ceiling and wall detail



THE NUMBERS...



60,000 ft²
Manufacturing Plant



50
Employees



39 Years
in Business



100s
of Happy
Customers

QUALITY + CAPABILITY

Woodfit have the skills, experience and facilities to deliver on projects of scale and complexity. Whether working on the most complex of structures or the finest of details, we guarantee exceptional quality, every time.

ARCHITECTS
we've worked with:



Henry J Lyons
—
Architects



GODDARD
LITTLEFAIR
INTERIOR ARCHITECTURAL DESIGN

CONTRACTORS
we've worked with:

